



GETTING STARTED WITH THE

GROUP REPORT

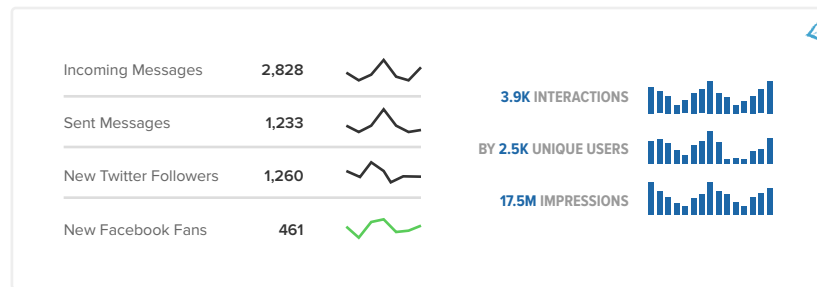
Use this at-a-glance report to gain insight
on the overall health of your profiles.

View all profiles in your account or customize your report to meet your company's needs.

All Profiles Customize Report

GROUP STATS

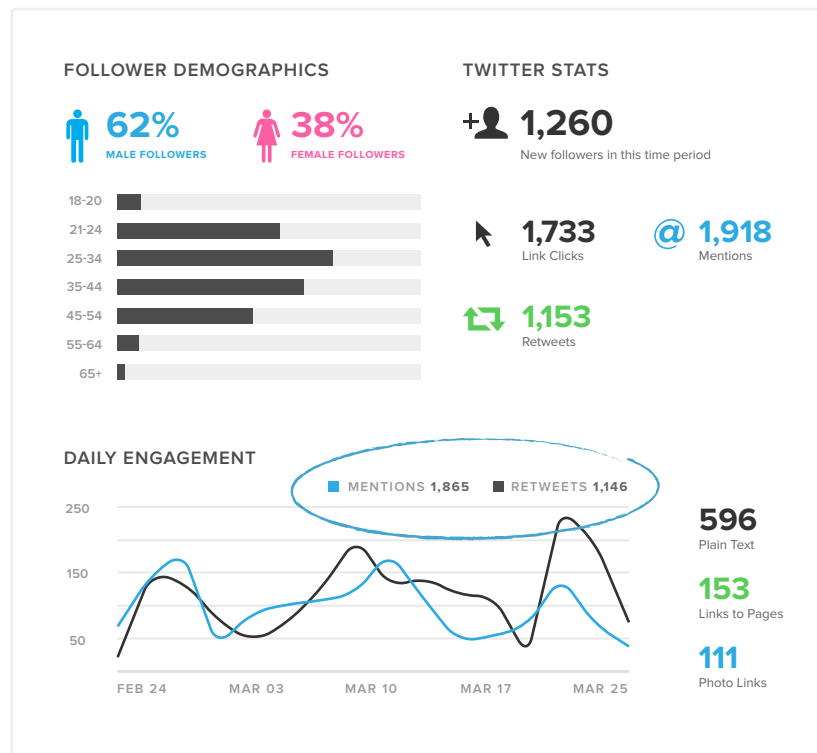
General stats across your Sprout Coffee Co. group.



A big picture look of overall interactions, impressions and message stats for your connected profiles.

TWITTER STATS

Stats for 4 Twitter accounts in the Sprout Coffee Co. group.

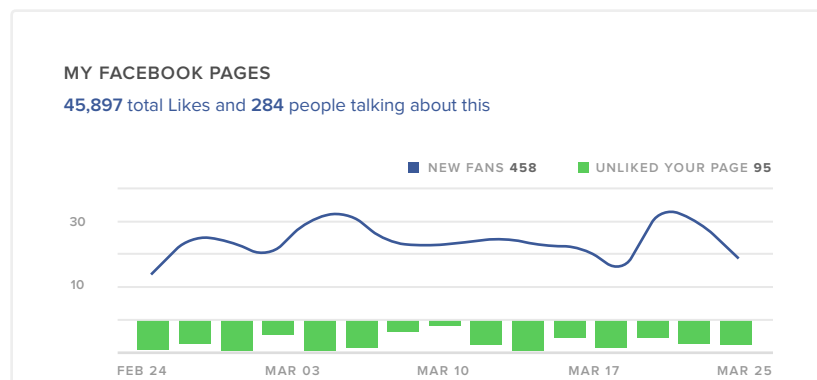


Stats by network give you insight into trends among your Twitter and Facebook audiences.

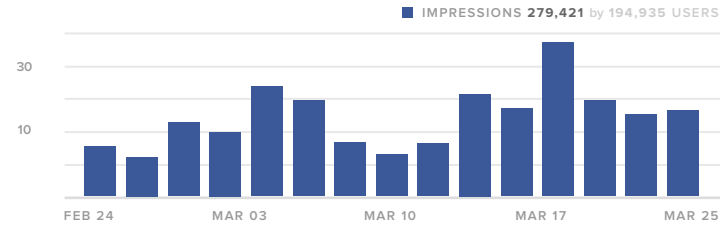
Use Mentions and Retweets to analyze the performance of your Twitter content.

FACEBOOK STATS

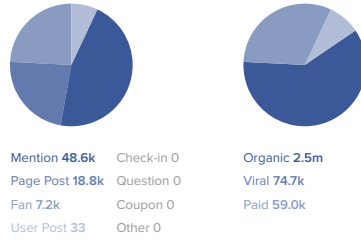
Stats for 3 Facebook Pages in the Sprout Coffee Co. group.



PAGE IMPRESSIONS



IMPRESSIONS BREAKDOWN

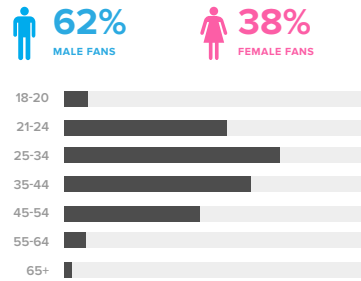


IMPRESSIONS BY DAY



Use Facebook performance data to schedule and target messages for maximum reach.

IMPRESSIONS BY AGE & GENDER



IMPRESSIONS BY LOCATION

